

High Strength Elastomer recommended fit @ 70°F / 21°C

Model	Group No.	Rotor C to V	Rotor ECC	Nominal Minor @ 70°F (Vector)	Nominal Shop @ 70°F (Vector)	.001" Change per °F/°C**	Group Number Operating Temperature															
							100°F	120°F	140°F	160°F	180°F	200°F	220°F	240°F	260°F	280°F	300°F	320°F				
375435	0	1.795	0.182	*1.785	0.010	6 / 3.3	optimum															
475460	2	2.423	0.245	*2.426	-0.003	5 / 2.8	optimum															
475463	4	2.423	0.245	*2.434	-0.011	5.5 / 3.1	optimum															
475567	0	2.527	0.213	*2.523	0.004	5 / 2.8	optimum															
	4			*2.539	-0.012		optimum															
475583	0	2.506	0.205	2.504	0.002	5.5 / 3.1	optimum															
	4			2.514	-0.008		optimum															
	5			2.527	-0.021		optimum															
475726	T	2.750	0.172	2.742	0.008	7 / 3.9	optimum															
	0			2.754	-0.001		optimum															
	2			*2.760	-0.010		optimum															
475729	0	2.473	0.163	2.477	-0.004	5.5 / 3.1	optimum															
475731	0	2.688	0.168	2.686	0.002	7 / 3.9	optimum															
475737	0	2.767	0.177	2.762	0.005	6.5 / 3.6	optimum															
475738	0	2.619	0.163	2.619	0.000	6 / 3.3	optimum															
	2			2.622	-0.003		optimum															
	4			*2.639	-0.020		optimum															
	7			*2.648	-0.029		optimum															
475750	T	2.703	0.169	2.693	0.010	4 / 2.2	optimum															
	0			*2.708	-0.005		optimum															

* Vector measurements shown with asterisk are preliminary and are subject to change as additional data points are collected.
 ** Denotes the temperature change required to change the minor diameter by .001".

38°C 49°C 60°C 71°C 82°C 93°C 104°C 116°C 127°C 138°C 149°C 160°C

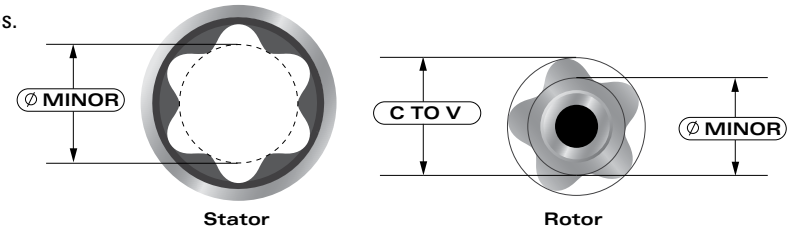
The formulas below can be used as a guideline to size rotors and stators for optimum setup at the suggested temperatures.

Odd Lobe Rotor

Rotor C to V – Stator Minor = fit *
 (*) negative = clearance; positive = compression

Even Lobe Rotor

Rotor Minor + 2ecc – Stator Minor = fit *
 (*) negative = clearance; positive = compression



High Strength Elastomer recommended fit @ 70°F / 21°C

Model	Group No.	Rotor C to V	Rotor ECC	Nominal Minor @ 70°F (Vector)	Nominal Shop @ 70°F (Vector)	.001" Change per °F/°C**	Group Number Operating Temperature											
							100°F	120°F	140°F	160°F	180°F	200°F	220°F	240°F	260°F	280°F	300°F	320°F
500545	0	2.504	0.162	*2.505	-0.001	6 / 3.3	optimum											
500660	0	2.635	0.192	*2.629	0.006	5 / 2.8	optimum											
500670	0	2.635	0.192	2.629	0.006	5 / 2.8	optimum											
	4			2.643	-0.008		optimum											
500680	0	2.635	0.192	2.629	0.006	5 / 2.8	optimum											
	4			2.643	-0.008		optimum											
625733	0	3.741	0.235	*3.735	0.006	6 / 3.3	optimum											
625735	0	3.628	0.223	*3.615	0.013	5 / 2.8	optimum											
625748	0	3.530	0.225	3.538	-0.008	5 / 2.8	optimum											
650545	0	3.329	0.282	*3.333	-0.004	4 / 2.2	optimum											
	7			*3.365	-0.036		optimum											
675470	0	3.512	0.354	3.507	0.005	3.5 / 1.9	optimum											
	4			3.525	-0.013		optimum											
675650	0	3.740	0.288	3.733	0.007	4 / 2.2	optimum											
	4			*3.754	-0.014		optimum											
675729	0	3.808	0.244	*3.767	-0.027	4 / 2.2	optimum											
	4			3.808	0.000		optimum											
				*3.828	-0.020		optimum											
							38°C	49°C	60°C	71°C	82°C	93°C	104°C	116°C	127°C	138°C	149°C	160°C

* Vector measurements shown with asterisk are preliminary and are subject to change as additional data points are collected.
 ** Denotes the temperature change required to change the minor diameter by .001".

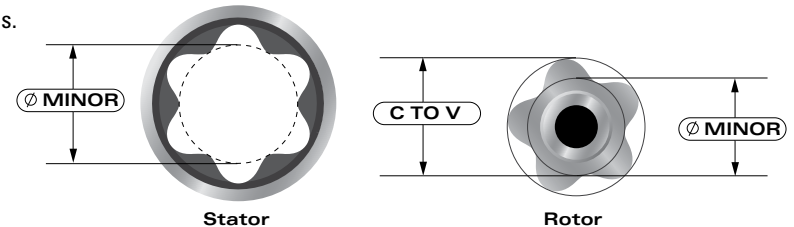
The formulas below can be used as a guideline to size rotors and stators for optimum setup at the suggested temperatures.

Odd Lobe Rotor

Rotor C to V – Stator Minor = fit *
 (*) negative = clearance; positive = compression

Even Lobe Rotor

Rotor Minor + 2ecc – Stator Minor = fit *
 (*) negative = clearance; positive = compression





High Strength Elastomer recommended fit @ 70°F / 21°C



Model	Group No.	Rotor C to V	Rotor ECC	Nominal Minor @ 70°F (Vector)	Nominal Shop @ 70°F (Vector)	.001" Change per °F/°C**	Group Number Operating Temperature											
							100°F	120°F	140°F	160°F	180°F	200°F	220°F	240°F	260°F	280°F	300°F	320°F
675733	0	3.990	0.255	3.987	0.003	5 / 2.8	optimum											
	4			optimum														
675750	0	4.008	0.256	3.991	0.017	5 / 2.8	optimum											
	4			4.008	0.000		optimum											
	7			*4.040	-0.032		optimum											
675757	0	4.153	0.247	4.138	0.015	5.5 / 3.1	optimum											
	4			4.161	-0.008		optimum											
675760	0	4.008	0.256	3.998	0.010	5 / 2.8	optimum											
	4			4.020	-0.012		optimum											
675764	0	4.008	0.256	3.998	0.010	5 / 2.8	optimum											
	4			4.020	-0.012		optimum											
700582	0	3.701	0.335	3.693	0.008	4 / 2.2	optimum											
	4			3.720	-0.019		optimum											
700768	0	4.039	0.250	*4.040	-0.001	3.3 / 1.8	optimum											
	4			4.056	-0.017		optimum											
700775	0	4.09	0.258	*4.081	0.009	4.3 / 2.4	optimum											
	4			optimum														
* Vector measurements shown with asterisk are preliminary and are subject to change as additional data points are collected. ** Denotes the temperature change required to change the minor diameter by .001".							38°C	49°C	60°C	71°C	82°C	93°C	104°C	116°C	127°C	138°C	149°C	160°C

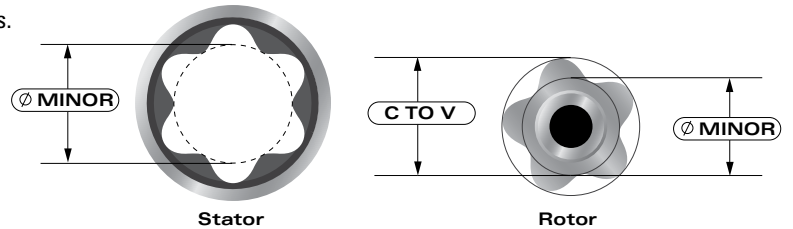
The formulas below can be used as a guideline to size rotors and stators for optimum setup at the suggested temperatures.

Odd Lobe Rotor

Rotor C to V – Stator Minor = fit *
 (*) negative = clearance; positive = compression

Even Lobe Rotor

Rotor Minor + 2ecc – Stator Minor = fit *
 (*) negative = clearance; positive = compression



High Strength Elastomer recommended fit @ 70°F / 21°C

Model	Group No.	Rotor C to V	Rotor ECC	Nominal Minor @ 70°F (Vector)	Nominal Shop @ 70°F (Vector)	.001" Change per °F/°C**	Group Number Operating Temperature											
							100°F	120°F	140°F	160°F	180°F	200°F	220°F	240°F	260°F	280°F	300°F	320°F
800453	0	4.110	0.415	4.097	0.013	3 / 1.7	optimum											
800550	0	4.102	0.382	*4.110	-0.008	3.5 / 1.9	optimum											
800640	T	4.286	0.336	4.271	0.015	3.5 / 1.9	optimum											
	0			4.288	-0.002		optimum											
	4			*4.306	-0.020		optimum											
800722	0	4.520	0.278	4.514	0.006	4 / 2.2	optimum											
800740	0	4.600	0.293	4.592	0.008	4.5 / 2.5	optimum											
	2			*4.610	-0.010		optimum											
	4			*4.634	-0.034		optimum											
962650	0	5.548	0.428	5.529	0.019	3 / 1.7	optimum											
							38°C	49°C	60°C	71°C	82°C	93°C	104°C	116°C	127°C	138°C	149°C	160°C

* Vector measurements shown with asterisk are preliminary and are subject to change as additional data points are collected.
 ** Denotes the temperature change required to change the minor diameter by .001".

The formulas below can be used as a guideline to size rotors and stators for optimum setup at the suggested temperatures.

Odd Lobe Rotor

Rotor C to V – Stator Minor = fit *
 (*) negative = clearance; positive = compression

Even Lobe Rotor

Rotor Minor + 2ecc – Stator Minor = fit *
 (*) negative = clearance; positive = compression

