

375435 thru 475750 High Strength Elastomer recommended fit @ 70 °F / 21 °C



PV Fluid Products

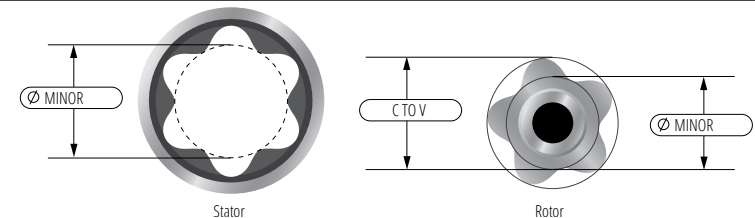
Model	Group No.	Rotor C to V	Rotor ECC	Nominal Minor @ 70 °F (Vector)	Nominal Shop @ 70 °F (Vector)	.001" Change per °F/°C**	Group Number Operating Temperature									
							100 °F	120 °F	140 °F	160 °F	180 °F	200 °F	220 °F	240 °F	260 °F	280 °F
375435	0	1.795	0.182	*1.785	0.010	6 / 3.3	Optimum									
475463	4	2.423	0.245	*2.434	-0.011	5.5 / 3.1	Optimum									
475567	0	2.527	0.213	*2.523	0.004	5 / 2.8	Optimum									
	4			*2.539	-0.012		Optimum									
475583	0	2.506	0.205	2.504	0.002	5.5 / 3.1	Optimum									
	4			2.514	-0.008		Optimum									
475726	T	2.750	0.172	2.742	0.008	7 / 3.9	Optimum									
	0			2.754	-0.004		Optimum									
	2			2.760	-0.010		Optimum									
475729	0	2.473	0.163	2.477	-0.004	5.5 / 3.1	Optimum									
475731	0	2.688	0.168	2.686	0.002	7 / 3.9	Optimum									
475737	0	2.767	0.177	2.762	0.005	6.5 / 3.6	Optimum									
475738	0	2.619	0.163	2.619	0.000	6 / 3.3	Optimum									
	2			2.622	-0.003		Optimum									
	4			2.637	-0.018		Optimum									
	7			*2.648	-0.029		Optimum									
475750	T	2.703	0.169	2.693	0.010	6 / 3.3	Optimum									
	0			2.705	-0.002		Optimum									


* Vector measurements shown with asterisk are preliminary and are subject to change as additional data points are collected.
 ** Denotes the temperature change required to change the minor diameter by .001".

The formulas below can be used as a guideline to size rotors and stators for optimum setup at the suggested temperatures.

Odd Lobe Rotor
 Rotor C to V – Stator Minor = fit *
 (*) negative = clearance; positive = compression

Even Lobe Rotor
 Rotor Minor + 2ecc – Stator Minor = fit *
 (*) negative = clearance; positive = compression





500545 thru 675729 High Strength Elastomer recommended fit @ 70 °F / 21 °C



PV Fluid Products

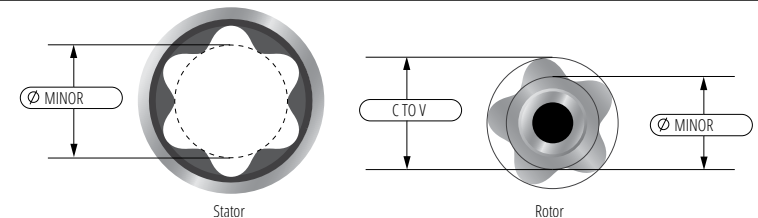
Model	Group No.	Rotor C to V	Rotor ECC	Nominal Minor @ 70 °F (Vector)	Nominal Shop @ 70 °F (Vector)	.001" Change per °F/°C**	Group Number Operating Temperature											
							100 °F	120 °F	140 °F	160 °F	180 °F	200 °F	220 °F	240 °F	260 °F	280 °F	300 °F	320 °F
500545	0	2.504	0.162	*2.505	-0.001	6 / 3.3	optimum											
500660	0	2.635	0.192	*2.629	0.006	5 / 2.8	optimum											
500670	0	2.635	0.192	2.629	0.006	5 / 2.8	optimum											
	4			2.643	-0.008		optimum											
500680	0	2.635	0.192	2.629	0.006	5 / 2.8	optimum											
	4			2.643	-0.008		optimum											
625733	0	3.741	0.235	2.659	-0.024	6 / 3.3	optimum											
	7			3.735	0.006		optimum											
625735	0	3.628	0.223	*3.615	0.013	5 / 2.8	optimum											
625748	0	3.530	0.225	*3.521	0.009	5 / 2.8	optimum											
	4			3.538	-0.008		optimum											
650545	0	3.329	0.282	*3.333	-0.004	4 / 2.2	optimum											
	7			*3.365	-0.036		optimum											
675470	0	3.512	0.354	3.507	0.005	3.5 / 1.9	optimum											
	4			3.525	-0.013		optimum											
675650	0	3.740	0.288	3.733	0.007	4 / 2.2	optimum											
	4			*3.754	-0.014		optimum											
675729	0	3.808	0.244	*3.767	-0.027	4 / 2.2	optimum											
	4			3.808	0.000		optimum											
				*3.828	-0.020		optimum											
							38 °C	49 °C	60 °C	71 °C	82 °C	93 °C	104 °C	116 °C	127 °C	138 °C	149 °C	160 °C


* Vector measurements shown with asterisk are preliminary and are subject to change as additional data points are collected.
 ** Denotes the temperature change required to change the minor diameter by .001".

The formulas below can be used as a guideline to size rotors and stators for optimum setup at the suggested temperatures.

Odd Lobe Rotor
 Rotor C to V – Stator Minor = fit *
 (*) negative = clearance; positive = compression

Even Lobe Rotor
 Rotor Minor + 2ecc – Stator Minor = fit *
 (*) negative = clearance; positive = compression





675733 thru 800550



High Strength Elastomer recommended fit @ 70 °F / 21 °C

PV Fluid Products

Model	Group No.	Rotor C to V	Rotor ECC	Nominal Minor @ 70 °F (Vector)	Nominal Shop @ 70 °F (Vector)	.001" Change per °F/°C**	Group Number Operating Temperature													
							100 °F	120 °F	140 °F	160 °F	180 °F	200 °F	220 °F	240 °F	260 °F	280 °F	300 °F	320 °F		
675733	0	3.990	0.255	3.987	0.003	5 / 2.8	optimum													
675750	0	4.008	0.256	3.991	0.017	5 / 2.8	optimum													
	4			4.008	0.000		optimum													
	7			*4.040	-0.032		optimum													
675757	0	4.153	0.247	4.138	0.015	5.5 / 3.1	optimum													
	4			4.161	-0.008		optimum													
675760	0	4.008	0.256	3.998	0.010	5 / 2.8	optimum													
	4			4.020	-0.012		optimum													
675764	0	4.008	0.256	3.998	0.010	5 / 2.8	optimum													
	4			4.020	-0.012		optimum													
700582	0	3.701	0.335	3.693	0.008	4 / 2.2	optimum													
	4			3.720	-0.019		optimum													
700768	0	4.039	0.250	4.034	0.005	3.3 / 1.8	optimum													
	4			4.056	-0.017		optimum													
700775	0	4.09	0.258	*4.081	0.009	4.3 / 2.4	optimum													
800453	0	4.110	0.415	4.097	0.013	3 / 1.7	optimum													
800550	0	4.102	0.382	*4.110	-0.008	3.5 / 1.9	optimum													
* Vector measurements shown with asterisk are preliminary and are subject to change as additional data points are collected. ** Denotes the temperature change required to change the minor diameter by .001".							38 °C	49 °C	60 °C	71 °C	82 °C	93 °C	104 °C	116 °C	127 °C	138 °C	149 °C	160 °C		

The formulas below can be used as a guideline to size rotors and stators for optimum setup at the suggested temperatures.

Odd Lobe Rotor

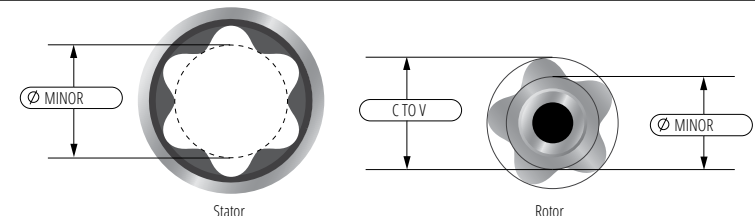
Rotor C to V – Stator Minor = fit *


(* negative = clearance; positive = compression)

Even Lobe Rotor

Rotor Minor + 2ecc – Stator Minor = fit *

(* negative = clearance; positive = compression)





PV Fluid Products

800640 thru 962650



High Strength Elastomer recommended fit @ 70 °F / 21 °C

Model	Group No.	Rotor C to V	Rotor ECC	Nominal Minor @ 70 °F (Vector)	Nominal Shop @ 70 °F (Vector)	.001" Change per °F/°C**	Group Number Operating Temperature												
							100 °F	120 °F	140 °F	160 °F	180 °F	200 °F	220 °F	240 °F	260 °F	280 °F	300 °F	320 °F	
800640	T	4.286	0.336	4.271	0.015	3.5 / 1.9	optimum												
	0			4.288	-0.002		optimum												
	4			*4.306	-0.020		optimum												
800722	0	4.520	0.278	4.514	0.006	4 / 2.2	optimum												
800740	0	4.600	0.293	4.592	0.008	4.5 / 2.5	optimum												
	2			4.606	-0.006		optimum												
	4			*4.634	-0.034		optimum												
962650	0	5.548	0.428	5.529	0.019	3 / 1.7	optimum												
* Vector measurements shown with asterisk are preliminary and are subject to change as additional data points are collected. ** Denotes the temperature change required to change the minor diameter by .001".							38 °C	49 °C	60 °C	71 °C	82 °C	93 °C	104 °C	116 °C	127 °C	138 °C	149 °C	160 °C	

The formulas below can be used as a guideline to size rotors and stators for optimum setup at the suggested temperatures.

Odd Lobe Rotor

Rotor C to V – Stator Minor = fit *

(* negative = clearance; positive = compression)

Even Lobe Rotor

Rotor Minor + 2ecc – Stator Minor = fit *

(* negative = clearance; positive = compression)

