

PV Fluid Products

375435 thru 475750  
Tough Rubber Elastomer recommended fit @ 70 °F / 21 °C

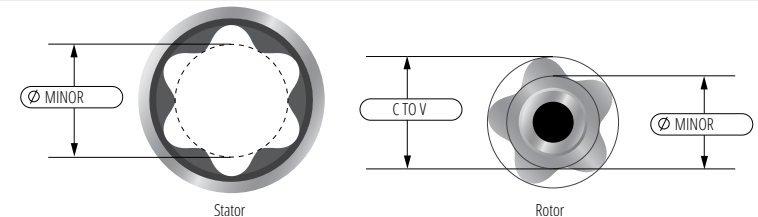



Model	Group No.	Rotor C to V	Rotor ECC	Nominal Minor @ 70 °F (Vector)	Nominal Shop @ 70 °F (Vector)	.001" Change per °F/°C**	Group Number Operating Temperature															
							100 °F	120 °F	140 °F	160 °F	180 °F	200 °F	220 °F	240 °F	260 °F	280 °F	300 °F	320 °F				
375435	0	1.795	0.182	1.795	0.000	6 / 3.3				optimum												
475460	2	2.423	0.245	*2.430	-0.007	5 / 2.8				optimum												
475463	4	2.423	0.245	*2.439	-0.016	5.5 / 3.1					optimum											
475567	0	2.527	0.213	*2.528	-0.001	5 / 2.8			optimum													
	4			*2.544	-0.017		optimum															
475583	0	2.506	0.205	*2.505	0.001	5.5 / 3.1			optimum													
	4			*2.525	-0.019		optimum															
475726	T	2.75	0.172	*2.747	0.003	7 / 3.9			optimum													
	0			*2.756	-0.006		optimum															
	2			*2.765	-0.015		optimum															
475729	0	2.473	0.163	*2.479	-0.006	5.5 / 3.1			optimum													
475731	0	2.688	0.168	2.695	-0.007	7 / 3.9			optimum													
475737	0	2.767	0.177	*2.770	-0.003	6.5 / 3.7			optimum													
475738	0	2.619	0.163	2.629	-0.010	6 / 3.3			optimum													
	2			*2.632	-0.013		optimum															
	4			*2.650	-0.031		optimum															
	7			*2.656	-0.037		optimum															
475750	T	2.703	0.169	*2.698	0.005	4 / 2.2			optimum													
	0			2.713	-0.010		optimum															

\* Vector measurements shown with asterisk are preliminary and are subject to change as additional data points are collected.  
 \*\* Denotes the temperature change required to change the minor diameter by .001".

The formulas below can be used as a guideline to size rotors and stators for optimum setup at the suggested temperatures.

- Odd Lobe Rotor  
 Rotor C to V – Stator Minor = fit \*  
 (\* negative = clearance; positive = compression)
- Even Lobe Rotor  
 Rotor Minor + 2ecc – Stator Minor = fit \*  
 (\* negative = clearance; positive = compression)





500545 thru 675650



**Tough Rubber Elastomer recommended fit @ 70 °F / 21 °C**

**PV Fluid Products**

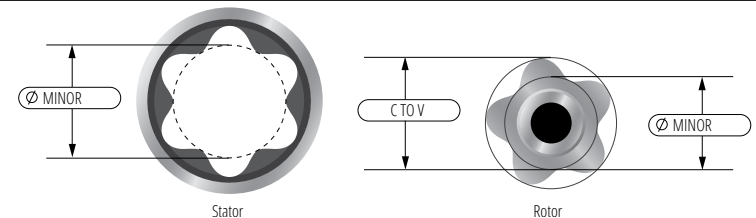
Model	Group No.	Rotor C to V	Rotor ECC	Nominal Minor @ 70 °F (Vector)	Nominal Shop @ 70 °F (Vector)	.001" Change per °F/°C**	Group Number Operating Temperature															
							100 °F	120 °F	140 °F	160 °F	180 °F	200 °F	220 °F	240 °F	260 °F	280 °F	300 °F	320 °F				
500545	0	2.504	0.162	*2.526	-0.022	6 / 3.3					optimum											
500660	0	2.635	0.192	*2.635	0.000	5 / 2.8					optimum											
500670	0	2.635	0.192	*2.635	0.000	5 / 2.8					optimum											
	4			*2.648	-0.013							optimum										
500680	0	2.635	0.192	*2.635	0.000	5 / 2.8					optimum											
	4			*2.648	-0.013						optimum											
	7			*2.668	-0.033							optimum										
625733	0	3.741	0.235	*3.739	0.002	6 / 3.3					optimum											
625735	0	3.628	0.223	3.625	0.003	5 / 2.8					optimum											
625748	0	3.530	0.225	*3.526	0.004	5 / 2.8					optimum											
	4			3.546	-0.016						optimum											
650545	0	3.329	0.282	*3.337	-0.008	4 / 2.2					optimum											
	7			*3.370	-0.041									optimum								
675470	0	3.512	0.354	3.513	-0.001	3.5 / 1.9					optimum											
	4			3.537	-0.025						optimum											
675650	0	3.740	0.288	3.741	-0.001	4 / 2.2					optimum											
	4			3.765	-0.025							optimum										
	7			3.775	-0.035								optimum									


\* Vector measurements shown with asterisk are preliminary and are subject to change as additional data points are collected.  
 \*\* Denotes the temperature change required to change the minor diameter by .001".

The formulas below can be used as a guideline to size rotors and stators for optimum setup at the suggested temperatures.

Odd Lobe Rotor  
 Rotor C to V – Stator Minor = fit \*  
 (\*) negative = clearance; positive = compression

Even Lobe Rotor  
 Rotor Minor + 2ecc – Stator Minor = fit \*  
 (\*) negative = clearance; positive = compression





**675729 thru 700775**  
**Tough Rubber Elastomer recommended fit @ 70 °F / 21 °C**



**PV Fluid Products**

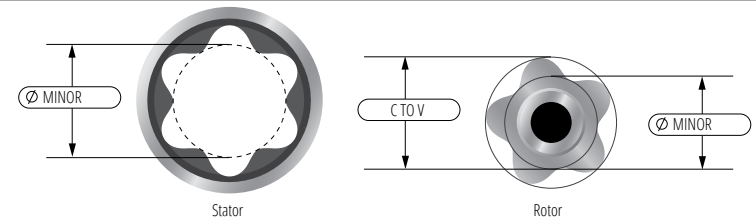
Model	Group No.	Rotor C to V	Rotor ECC	Nominal Minor @ 70 °F (Vector)	Nominal Shop @ 70 °F (Vector)	.001" Change per °F/°C**	Group Number Operating Temperature													
							100 °F	120 °F	140 °F	160 °F	180 °F	200 °F	220 °F	240 °F	260 °F	280 °F	300 °F	320 °F		
675729	0	3.808	0.244	3.816	-0.008	4 / 2.2					optimum									
	4			*3.836	-0.028					optimum										
675733	0	3.990	0.255	3.995	-0.005	5 / 2.8					optimum									
	4								optimum											
675750	0	4.008	0.256	3.998	0.010	5 / 2.8					optimum									
	4			*4.016	-0.008					optimum										
	7			*4.044	-0.036					optimum										
675757	0	4.153	0.247	*4.144	0.009	5.5 / 3.1					optimum									
	4			*4.169	-0.016					optimum										
675760	0	4.008	0.256	4.009	-0.001	5 / 2.8							optimum							
	4			4.020	-0.012					optimum										
675764	0	4.008	0.256	4.009	-0.001	5 / 2.8					optimum									
	4			4.020	-0.012					optimum										
700582	0	3.701	0.335	*3.694	0.007	4 / 2.2					optimum									
	4			*3.723	-0.022					optimum										
700768	0	4.039	0.250	*4.045	-0.006	3.3 / 1.8					optimum									
	4			*4.064	-0.025					optimum										
700775	0	4.09	0.258	*4.089	0.001	4.3 / 2.4					optimum									
	4									optimum										
							38 °C	49 °C	60 °C	71 °C	82 °C	93 °C	104 °C	116 °C	127 °C	138 °C	149 °C	160 °C		


\* Vector measurements shown with asterisk are preliminary and are subject to change as additional data points are collected.  
 \*\* Denotes the temperature change required to change the minor diameter by .001".

The formulas below can be used as a guideline to size rotors and stators for optimum setup at the suggested temperatures.

**Odd Lobe Rotor**  
 Rotor C to V – Stator Minor = fit \*  
 (\*) negative = clearance; positive = compression

**Even Lobe Rotor**  
 Rotor Minor + 2ecc – Stator Minor = fit \*  
 (\*) negative = clearance; positive = compression





800453 thru 962650



**Tough Rubber Elastomer recommended fit @ 70 °F / 21 °C**

**PV Fluid Products**

Model	Group No.	Rotor C to V	Rotor ECC	Nominal Minor @ 70 °F (Vector)	Nominal Shop @ 70 °F (Vector)	.001" Change per °F/°C**	Group Number Operating Temperature																
							100 °F	120 °F	140 °F	160 °F	180 °F	200 °F	220 °F	240 °F	260 °F	280 °F	300 °F	320 °F					
800453	0	4.110	0.415	4.098	0.012	3 / 1.7																	
800550	0	4.102	0.382	*4.120	-0.018	3.5 / 1.9																	
800640	T	4.286	0.336	*4.281	0.005	3.5 / 1.9																	
	0																						
	4																						
800722	0	4.520	0.278	4.517	0.003	4 / 2.2																	
800740	0	4.600	0.293	*4.597	0.003	4.5 / 2.5																	
	2																						
	4																						
962650	0	5.548	0.428	5.535	0.013	3 / 1.7																	

\* Vector measurements shown with asterisk are preliminary and are subject to change as additional data points are collected.  
 \*\* Denotes the temperature change required to change the minor diameter by .001".

The formulas below can be used as a guideline to size rotors and stators for optimum setup at the suggested temperatures.

Odd Lobe Rotor  
 Rotor C to V – Stator Minor = fit \*  
 (\*) negative = clearance; positive = compression

Even Lobe Rotor  
 Rotor Minor + 2ecc – Stator Minor = fit \*  
 (\*) negative = clearance; positive = compression

